

Optimizing Dynamic Memory Management

Goals of this Lecture

- Help you learn about:
 - Details of K&R heap mgr
 - Heap mgr optimizations related to *Assignment #5*
 - Faster `free()` via doubly-linked list, redundant sizes, and status bits
 - Faster `malloc()` via binning
 - Other heap mgr optimizations
 - Best/good fit block selection
 - Selective splitting
 - Deferred coalescing
 - Segregated data
 - Segregated meta-data
 - Memory mapping

Part 1:
Details of the K&R Heap Manager

An Implementation Challenge

Problem:

- Need information about each free block
 - Starting address of the block of memory
 - Length of the free block
 - Pointer to the next block in the free list
- Where should this information be stored?
 - Number of free blocks is not known in advance
 - So, need to store the information on the *heap*
- But, wait, this code is what *manages* the heap!!!
 - Can't call `malloc()` to allocate storage for this information
 - Can't call `free()` to deallocate the storage, either

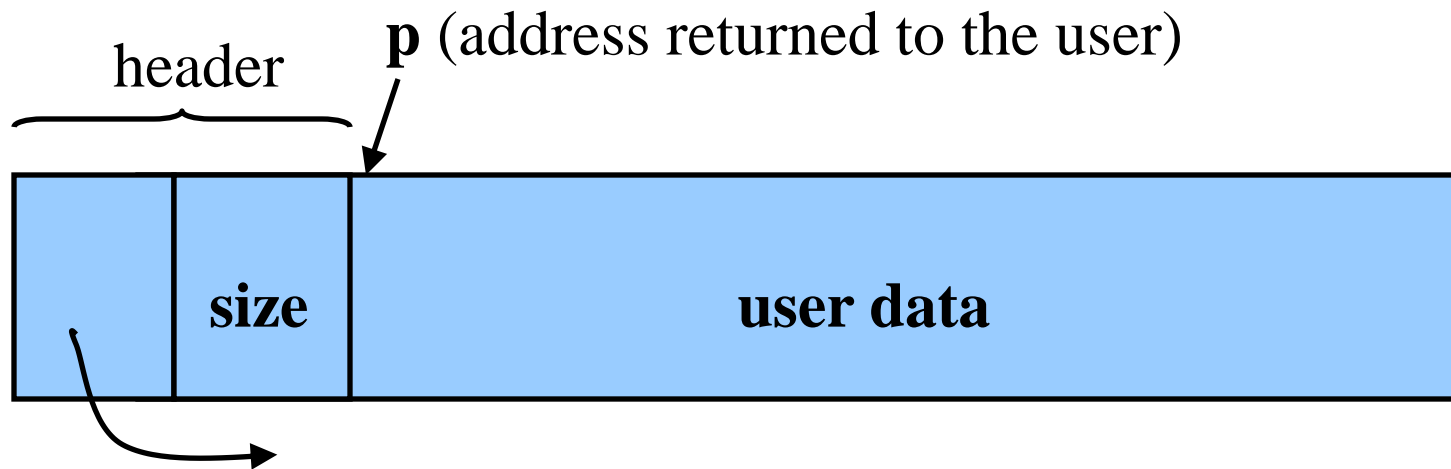
Store Information in the Free Block

Solution:

- Store the information directly in the block
 - Since the memory isn't being used for anything anyway
 - And allows data structure to grow and shrink as needed

Block Headers

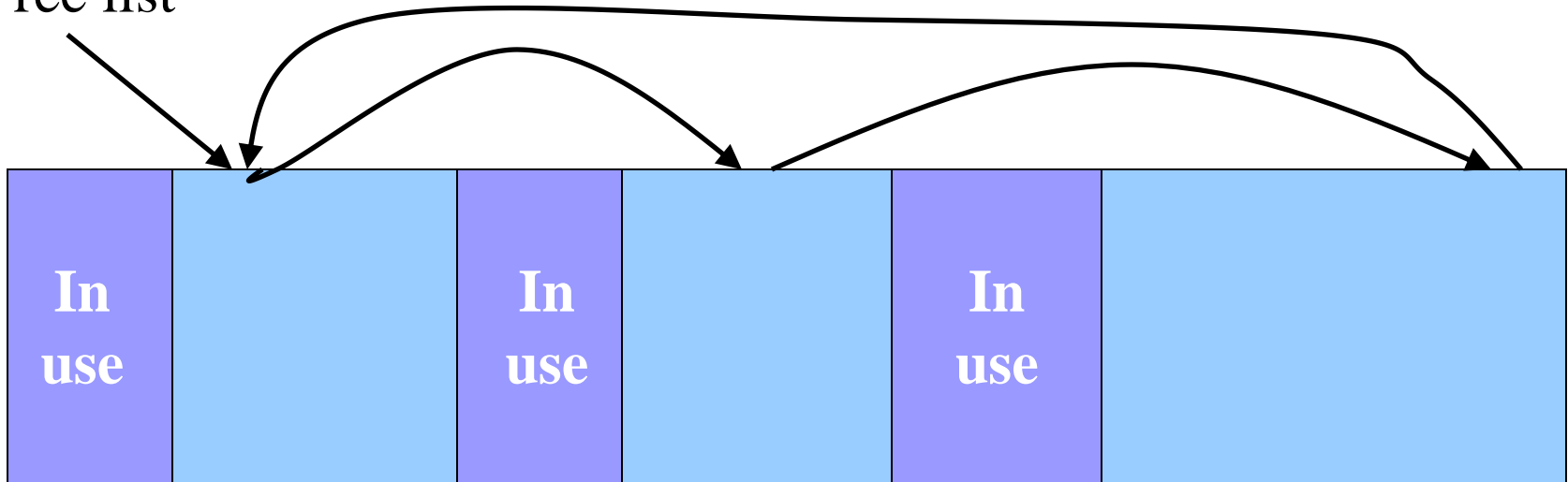
- Every free block has a **header**, containing:
 - Pointer to (i.e., address of) the next free block
 - Size of the free block



Free List: Circular Linked List

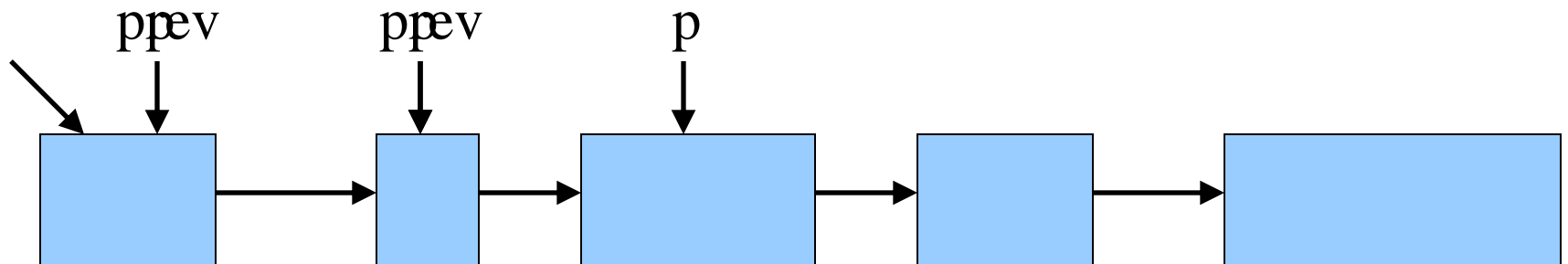
- Free blocks, linked together
 - Example: circular linked list
- Keep list in order of increasing addresses
 - Makes it easier to coalesce adjacent free blocks

Free list



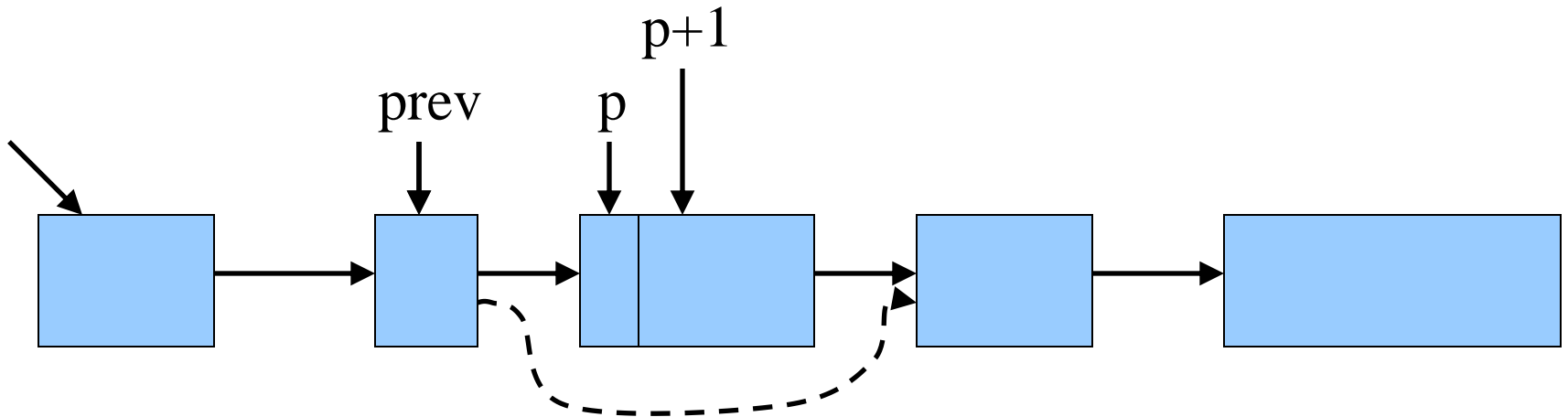
Malloc: First-Fit Algorithm

- Start at the beginning of the list
- Sequence through the list
 - Keep a pointer to the previous element
- Stop when reaching first block that is big enough
 - Patch up the list
 - Return a pointer to the user



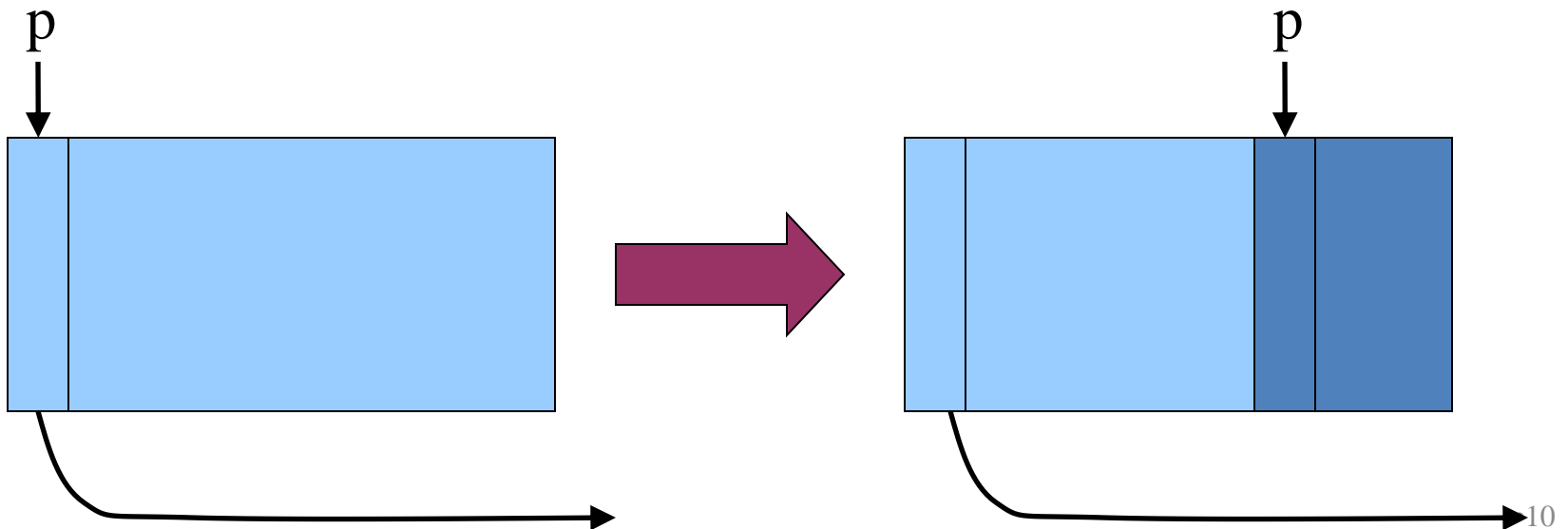
Malloc: First Case: Perfect Fit

- Suppose the first fit is a perfect fit
 - Remove the block from the list
 - Link the previous free block with the next free block
 - Return the current to the user (skipping header)



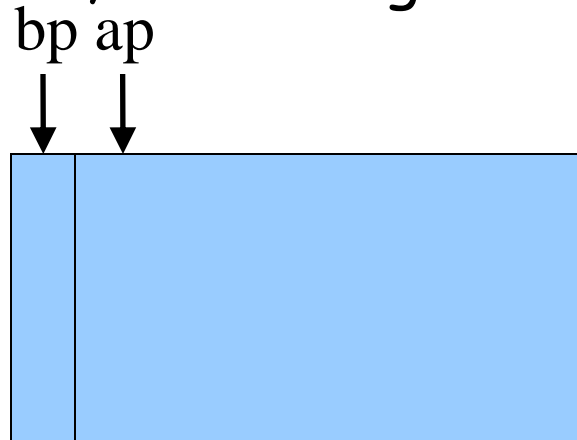
Malloc: Second Case: Big Block

- Suppose the block is bigger than requested
 - Divide the free block into two blocks
 - Keep first (now smaller) block in the free list
 - Allocate the second block to the user
 - Bonus: No need to manipulate links



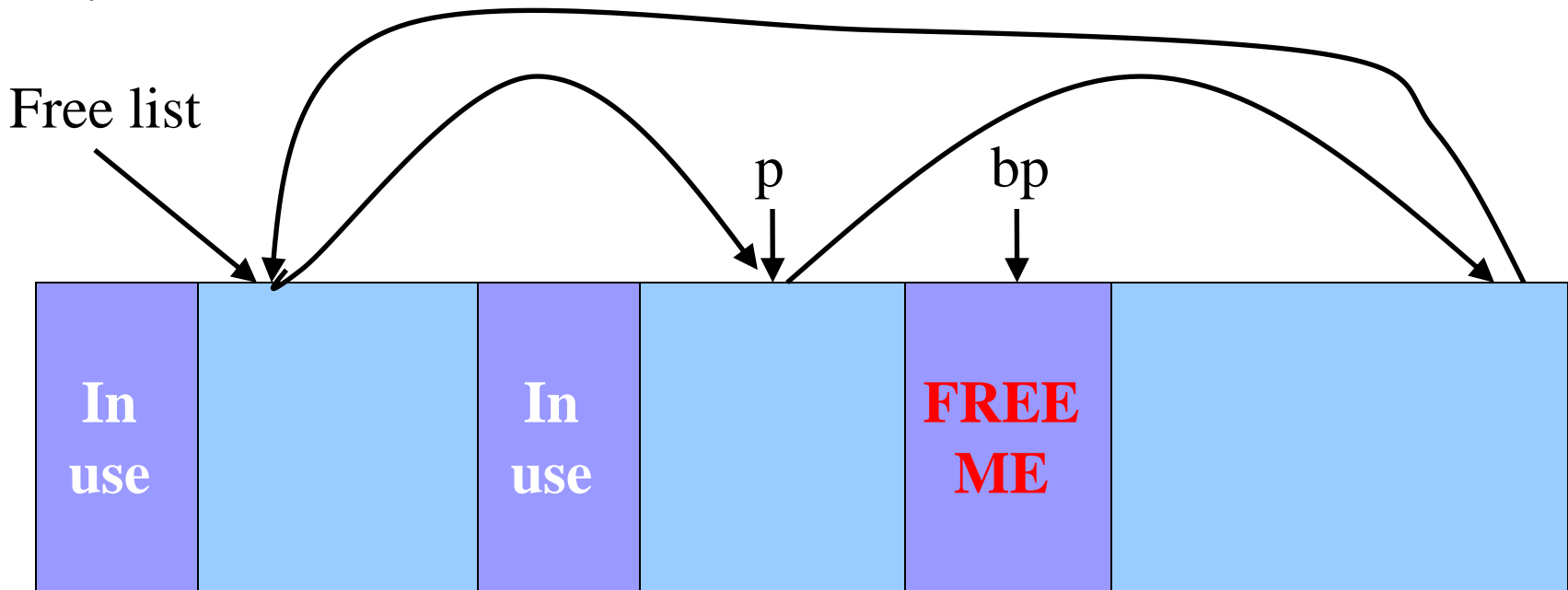
Free

- User passes a pointer to the memory block
 - `void free(void *ap) ;`
- `free()` function inserts block into the list
 - Identify the start of entry
 - Find the location in the free list
 - Add to the list, coalescing entries, if needed



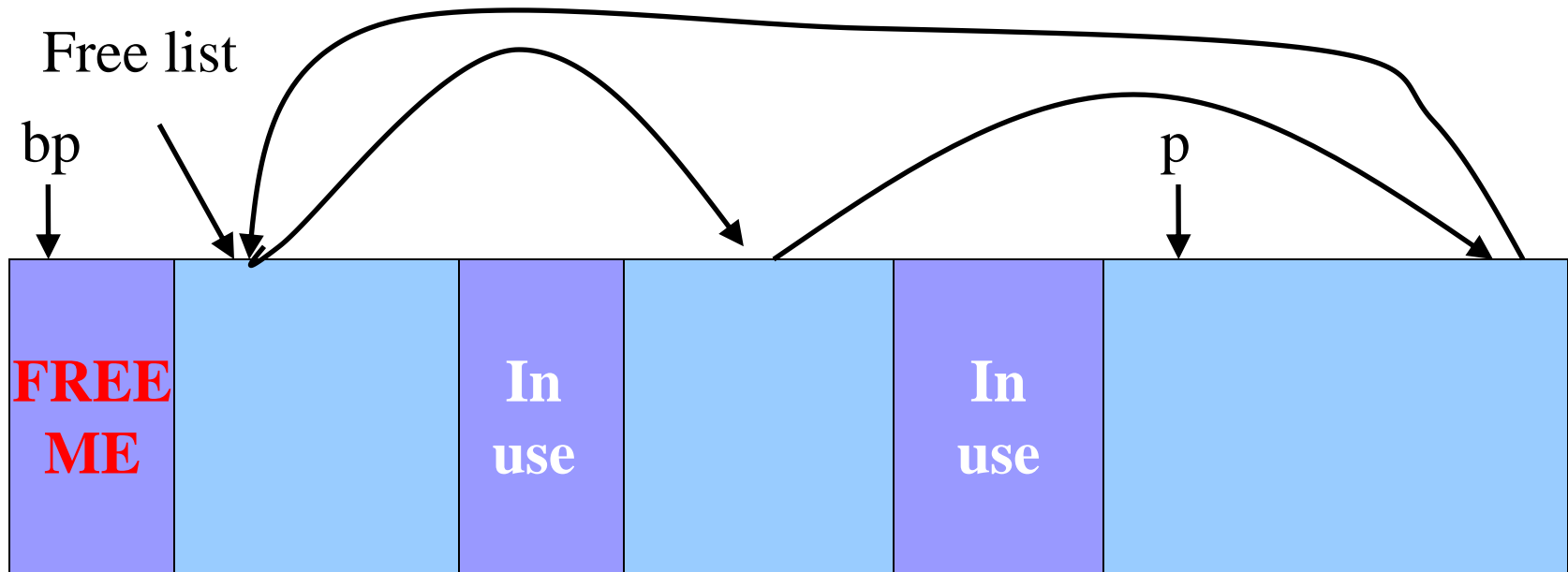
Free: Finding Location to Insert

- Start at the beginning
- Sequence through the list
- Stop at last entry before the to-be-freed element



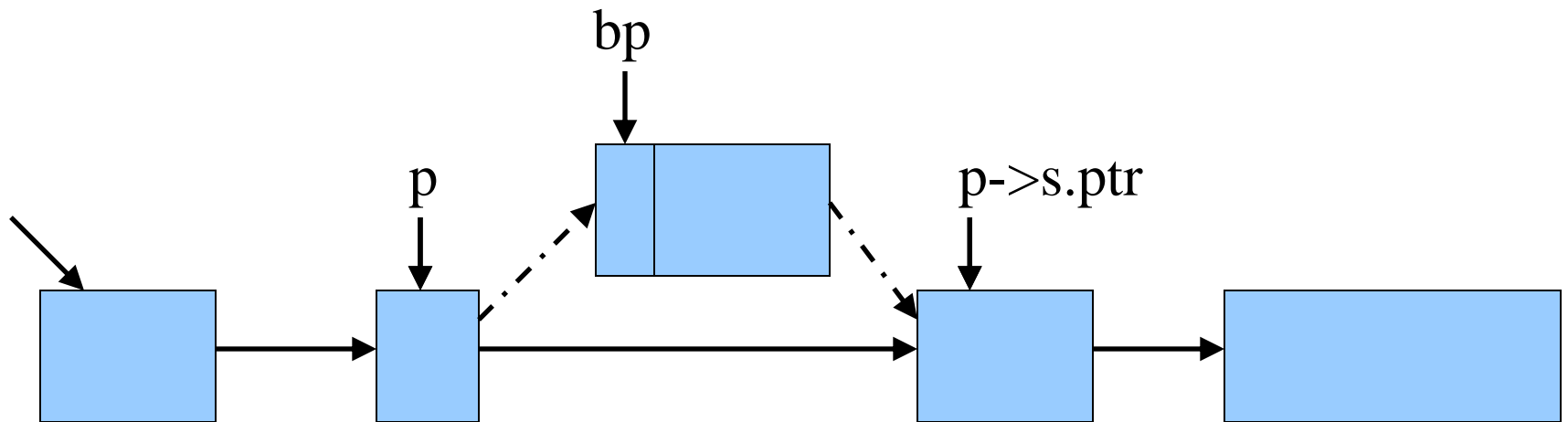
Free: Handling Corner Cases

- Check for wrap-around in memory
 - To-be-freed block is before first entry in the free list, or
 - To-be-freed block is after the last entry in the free list



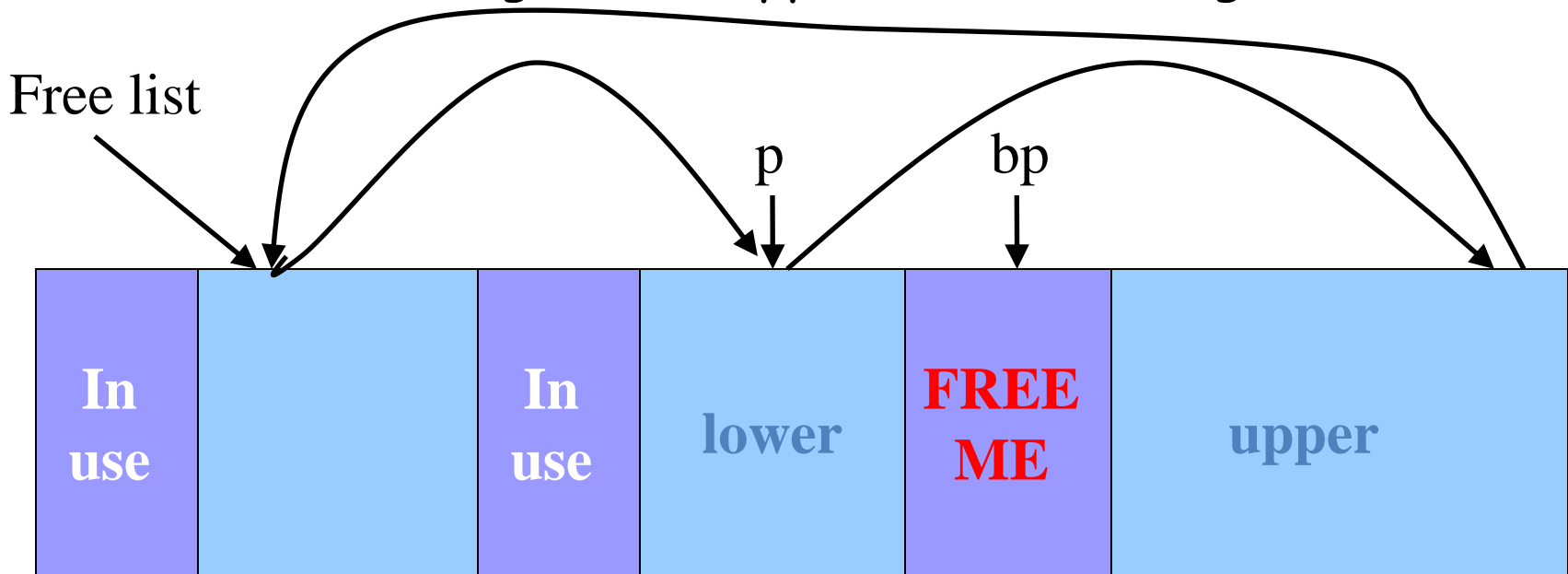
Free: Inserting Into Free List

- New element to add to free list
- Insert in between previous and next entries
- But, there may be opportunities to coalesce



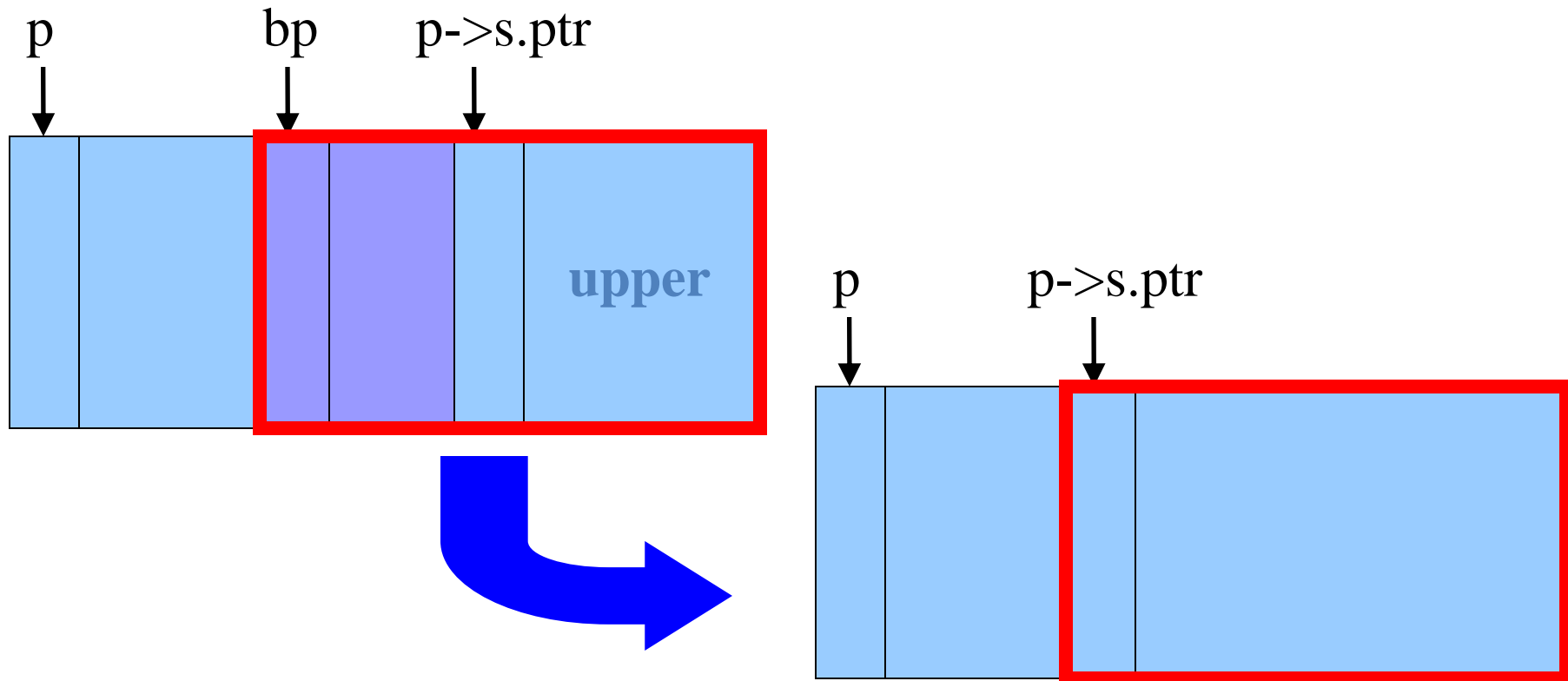
Coalescing With Neighbors

- Scanning the list finds the location for inserting
 - Pointer to to-be-freed element: `bp`
 - Pointer to previous element in free list: `p`
- Coalescing into larger free blocks
 - Check if contiguous to upper and lower neighbors



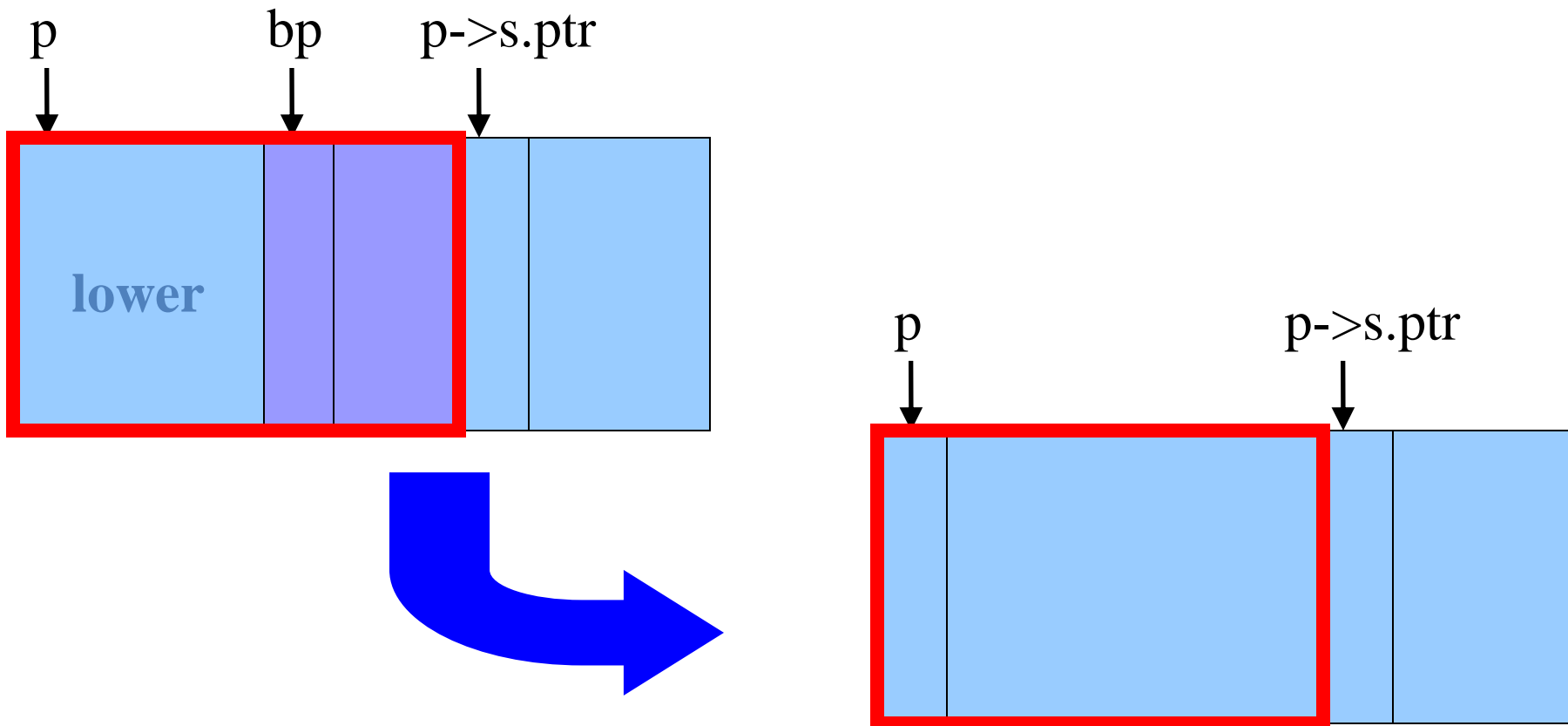
Coalesce With Upper Neighbor

- Check if next part of memory is in the free list
- If so, make into one bigger block
- Else, simply point to the next free element



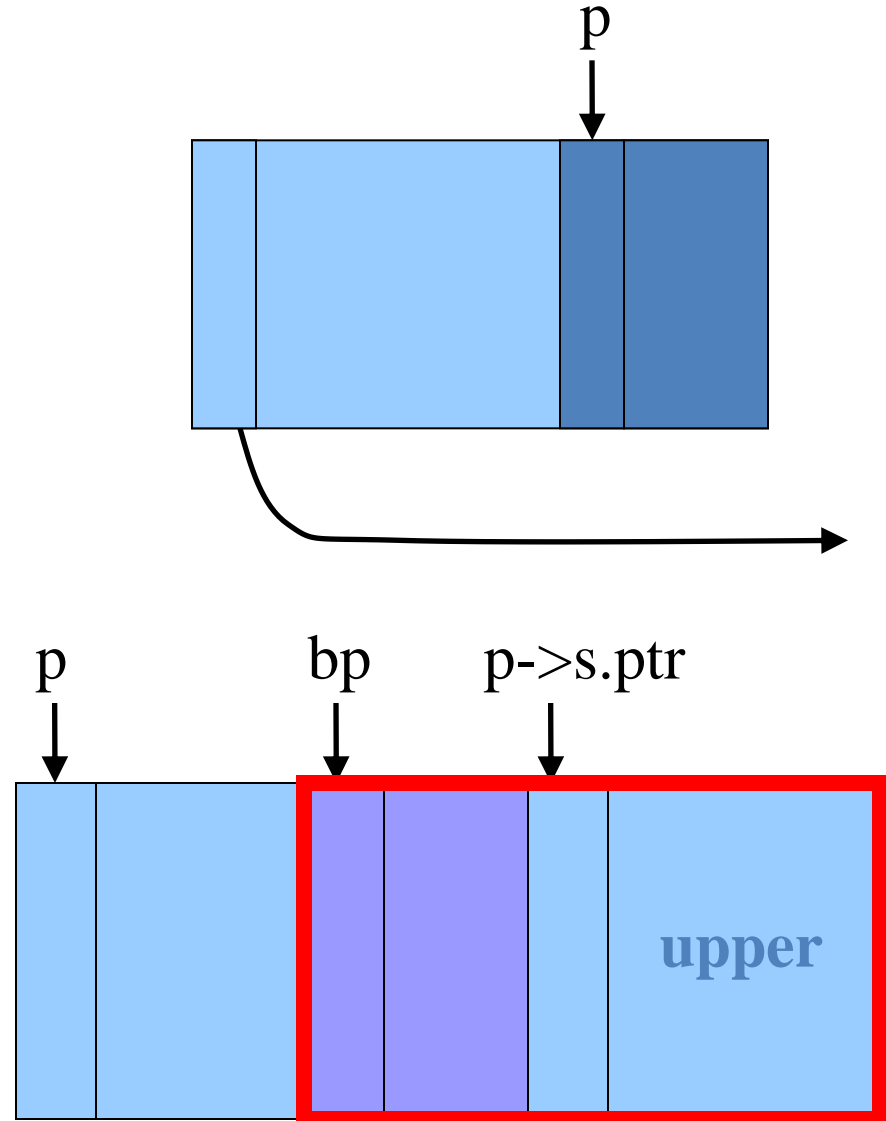
Coalesce With Lower Neighbor

- Check if previous part of memory is in the free list
- If so, make into one bigger block



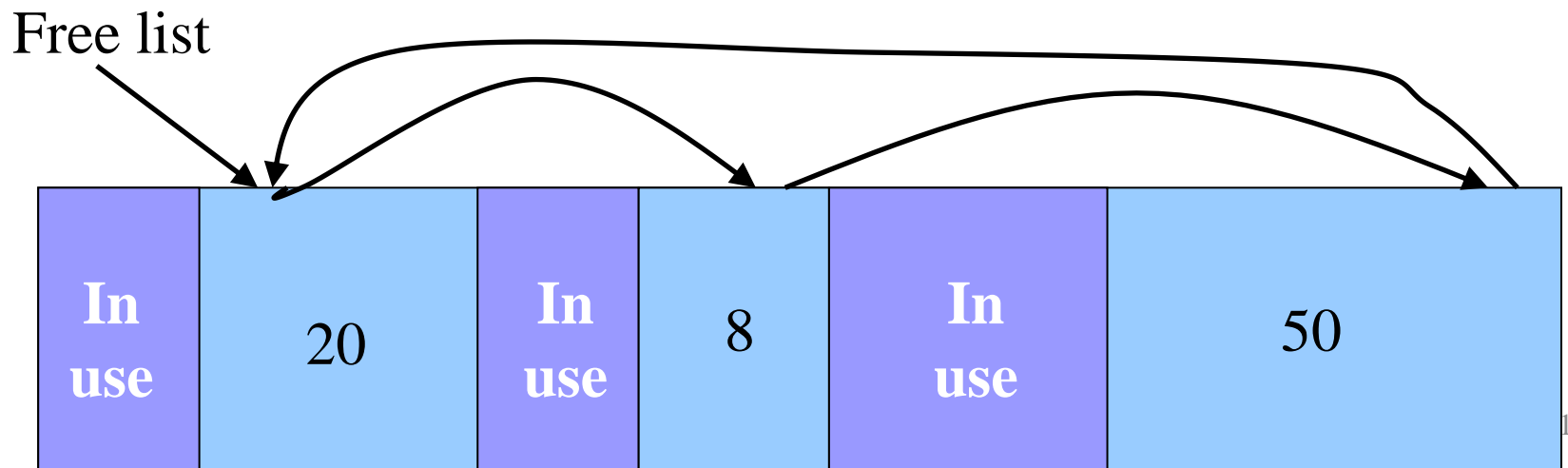
Strengths of K&R Approach

- Advantages
 - Simplicity of the code
- Optimizations to `malloc()`
 - Splitting large free block to avoid wasting space
- Optimization to `free()`
 - Roving free-list pointer is left at the last place a block was allocated
 - Coalescing contiguous free blocks to reduce fragmentation



Weaknesses of K&R Approach

- Inefficient use of memory: fragmentation
 - First-fit policy can leave lots of "holes" of free blocks in memory
- Long execution times: linear-time overhead
 - `malloc()` scans the free list to find a big-enough block
 - `free()` scans the free list to find where to insert a block
- Accessing a wide range of memory addresses in free list
 - Can lead to large amount of paging to/from the disk



Part 2:

Optimizations Related to Assignment 5

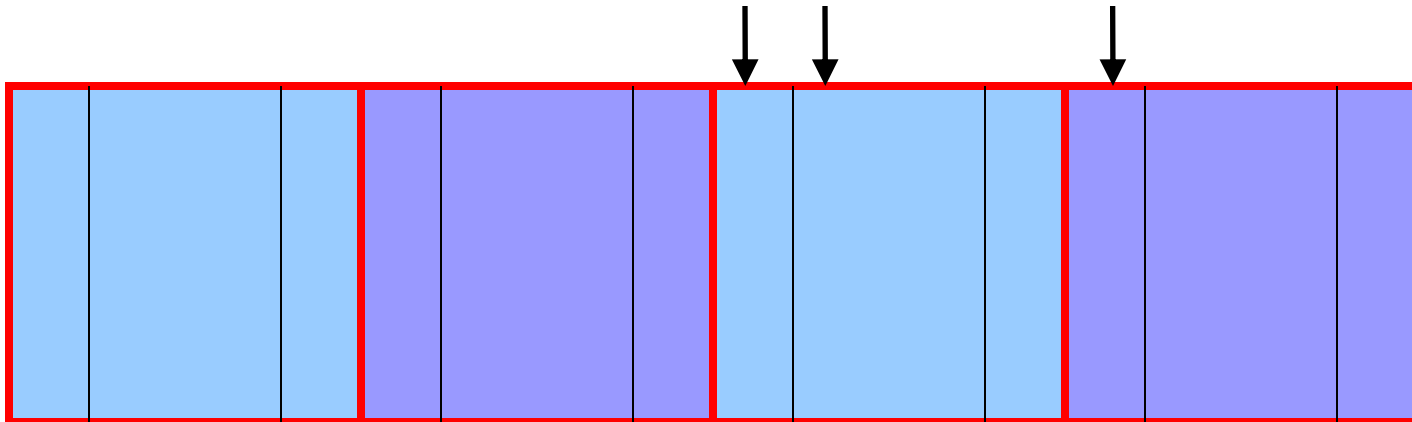
Faster Free

- Performance problems with K&R `free()`
 - Scanning the free list to know where to insert
 - Keeping track of the “previous” node to do the insertion
- Doubly-linked, non-circular list
 - Header
 - Size of the block (in # of units)
 - Flag indicating whether the block is free or in use
 - If free, a pointer to the next free block
 - Footer
 - Size of the block (in # of units)
 - If free, a pointer to the previous free block

h		f
e		o
a		o
d		t

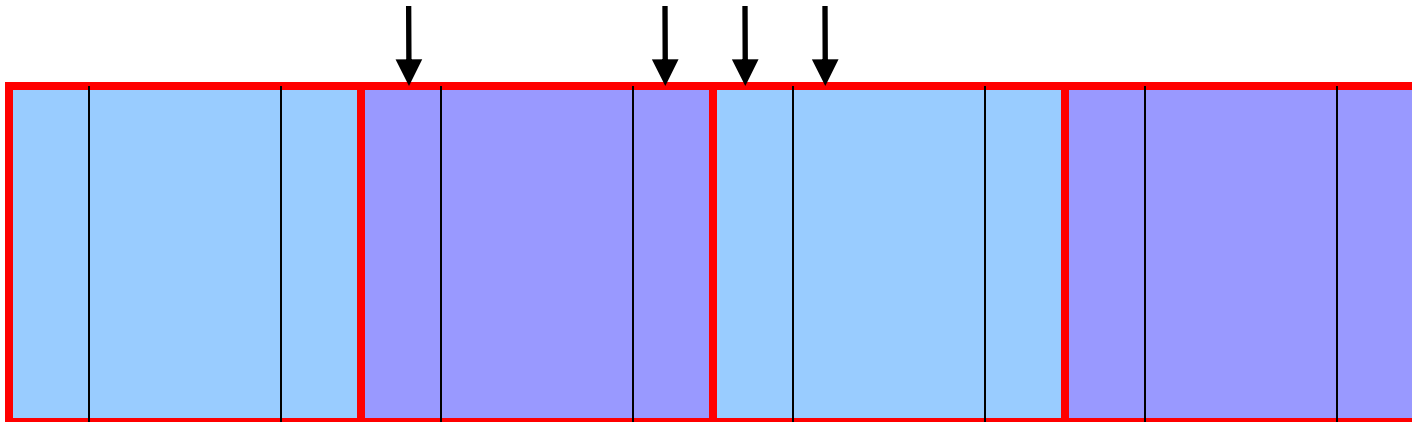
Size: Finding Next Block

- Go quickly to next block in memory
 - Start with the user's data portion of the block
 - Easy, since you know the size of the header
 - Go backwards to the head of the block
 - Easy, since you know the size of the current block



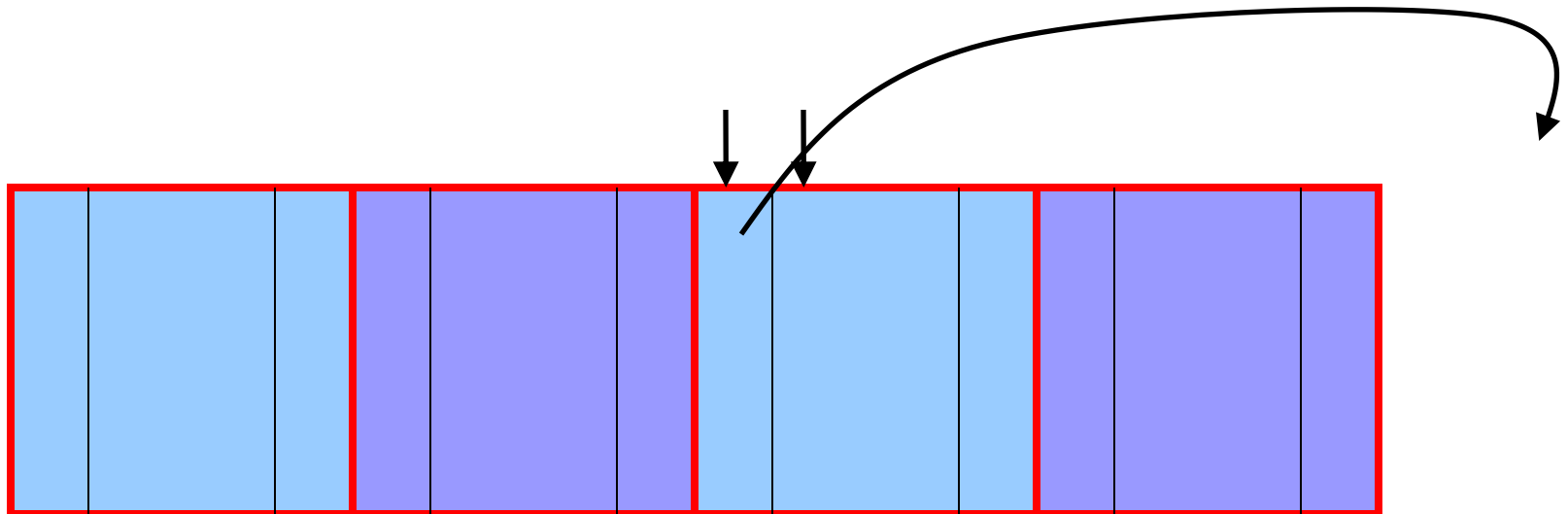
Size: Finding Previous Block

- Go quickly to previous chunk in memory
 - Start with the user's data portion of the block
 - Go backwards to the head of the block
 - Easy, since you know the size of the header
 - Go backwards to the footer of the previous block
 - Easy, since you know the size of the footer
 - Go backwards to the header of the previous block
 - Easy, since you know the size from the footer



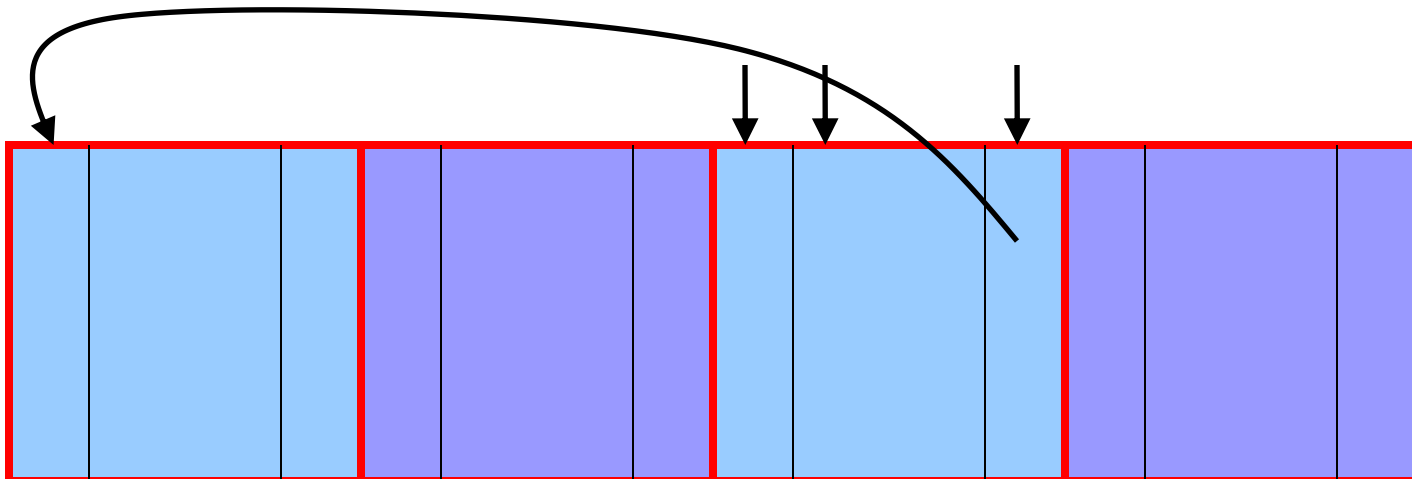
Pointers: Next Free Block

- Go quickly to next free block in memory
 - Start with the user's data portion of the block
 - Go backwards to the head of the block
 - Easy, since you know the size of the header
 - Go forwards to the next free block
 - Easy, since you have the next free pointer



Pointers: Previous Free Block

- Go quickly to previous free block in memory
 - Start with the user's data portion of the block
 - Easy, since you know the size of the header
 - Go backwards to the head of the block
 - Easy, since you know the block size from the header
 - Go backwards to the previous free block
 - Easy, since you have the previous free pointer

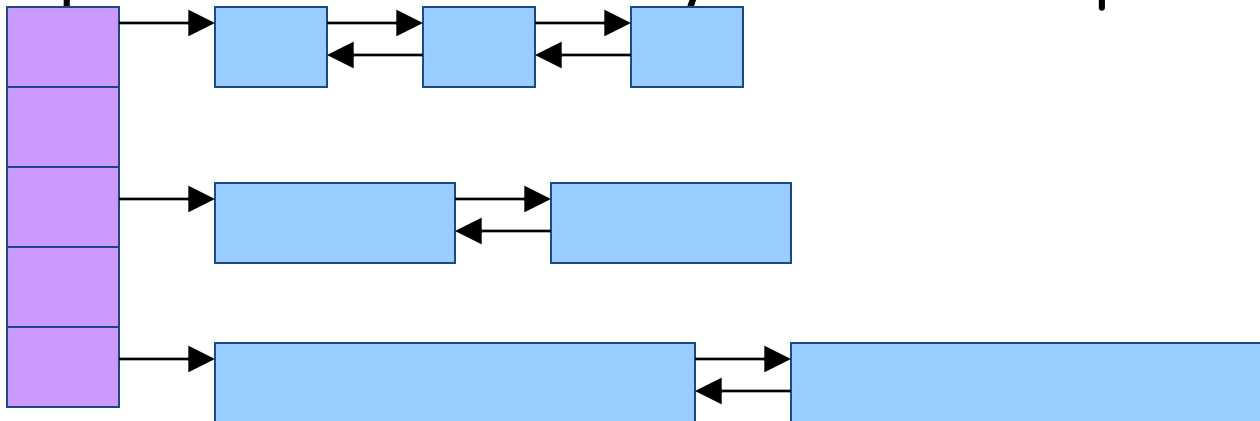


Efficient Free

- Before: K&R
 - Scan the free list till you find the place to insert
 - Needed to see if you can coalesce adjacent blocks
 - Expensive for loop with several pointer comparisons
- After: with header/footer and doubly-linked list
 - Coalescing with the previous block in memory
 - Check if previous block in memory is also free
 - If so, coalesce
 - Coalescing with the next block in memory the same way
 - Add the new, larger block to the front of the linked list

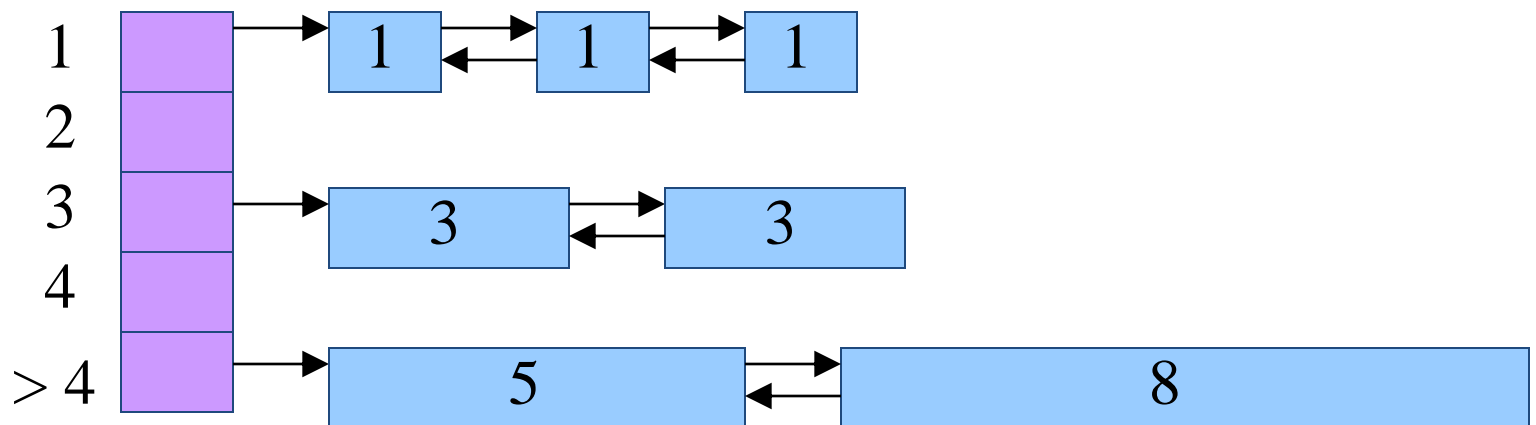
But Malloc is Still Slow...

- Still need to scan the free list
 - To find the first, or best, block that fits
- Root of the problem
 - Free blocks have a wide range of sizes
- Solution: binning
 - Separate free lists by block size
 - Implemented as an array of free-list pointers



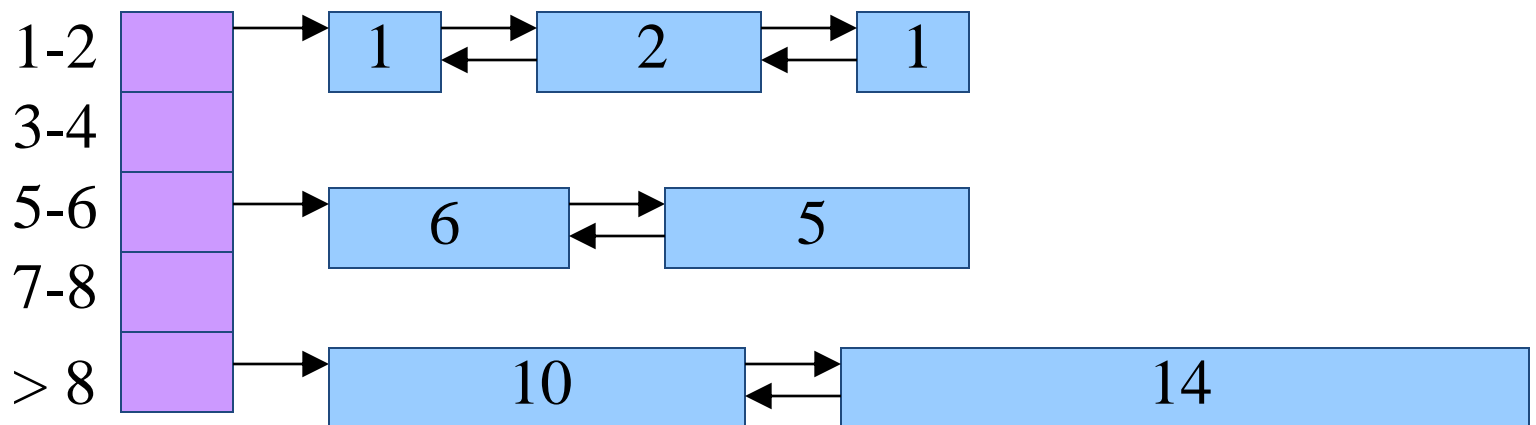
Binning Strategies: Exact Fit

- Have a bin for each block size, up to a limit
 - Advantages: no search for requests up to that size
 - Disadvantages: many bins, each storing a pointer
- Except for a final bin for all larger free blocks
 - For allocating larger amounts of memory
 - For splitting to create smaller blocks, when needed



Binning Strategies: Range

- Have a bin cover a range of sizes, up to a limit
 - Advantages: fewer bins
 - Disadvantages: need to search for a big enough block
- Except for a final bin for all larger free chunks
 - For allocating larger amounts of memory
 - For splitting to create smaller blocks, when needed



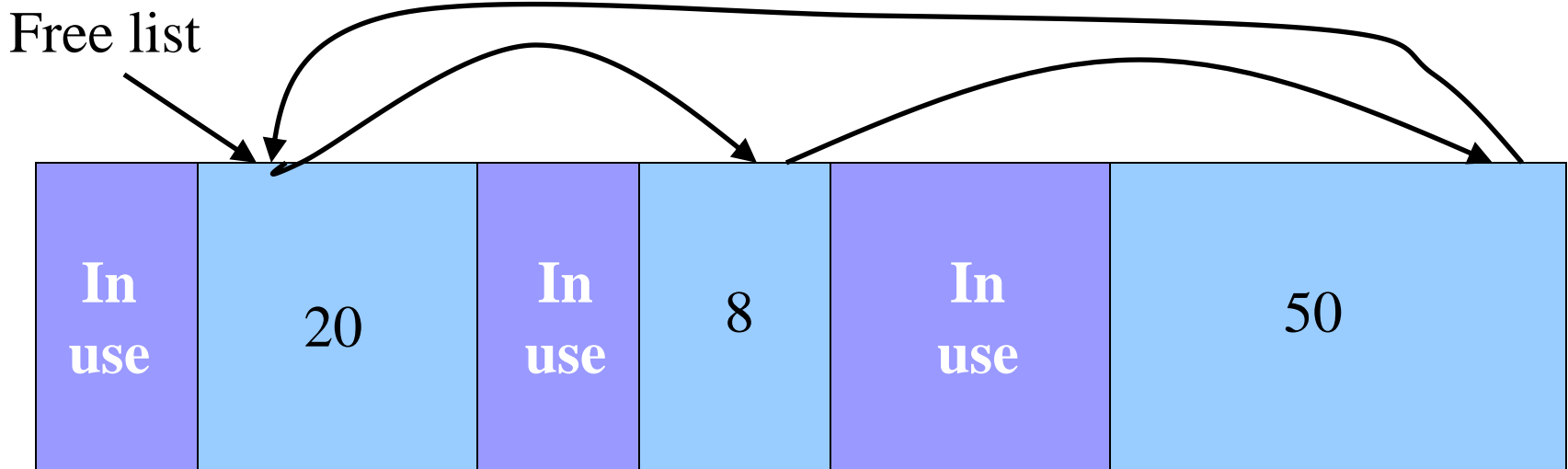
Suggestions for Assignment #5

- Debugging memory management code is hard
 - A bug in your code might stomp on the headers or footers
 - ... making it very hard to understand where you are in memory
- Suggestion: debug carefully as you go along
 - Write little bits of code at a time, and test as you go
 - Use assertion checks very liberally to catch mistakes early
 - Use functions to apply higher-level checks on your list
 - E.g., all free-list blocks are marked as free
 - E.g., each block pointer is within the heap range
 - E.g., the block size in header and footer are the same
- Suggestion: draw lots and lots of pictures

Part 3: Other Optimizations

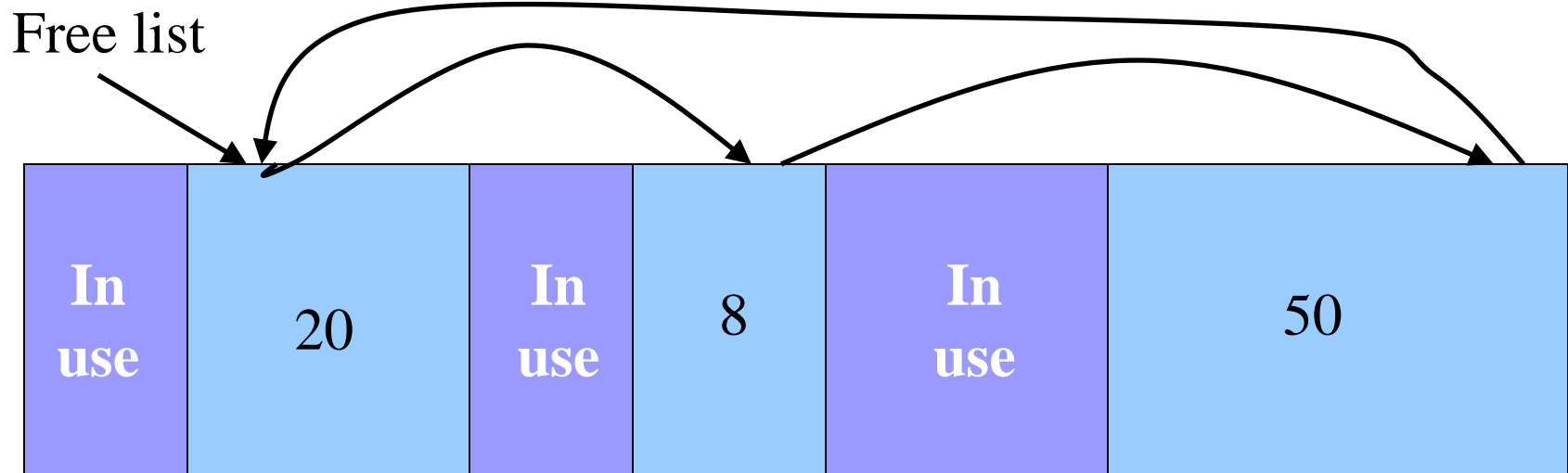
Best/Good Fit Block Selection

- Observation:
 - K&R uses "first fit" (really, "next fit") strategy
 - Example: `malloc(8)` would choose the 20-byte block
- Alternative: "best fit" or "good fit" strategy
 - Example: `malloc(8)` would choose the 8-byte block
 - Applicable if not binning, or if a bin has blocks of variable sizes
 - **Pro:** Minimizes internal fragmentation and splitting
 - **Con:** Increases cost of choosing free block



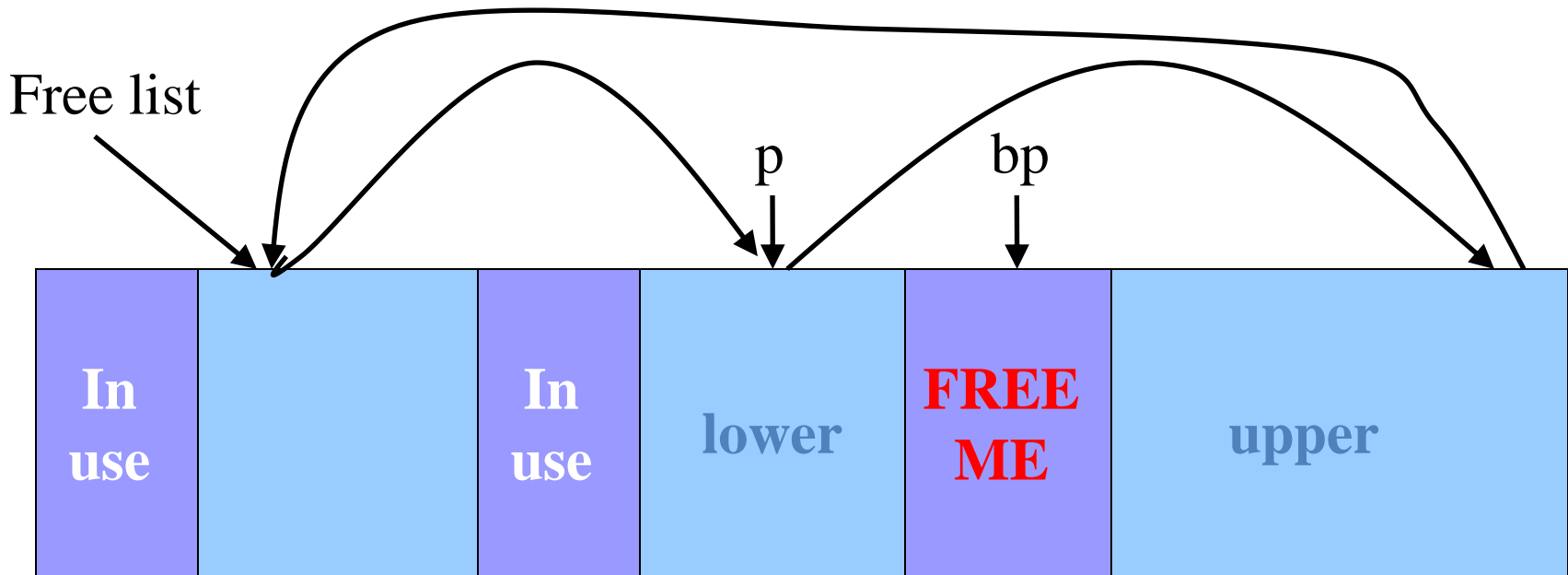
Selective Splitting

- Observation:
 - K&R `malloc()` splits whenever chosen block is too big
 - Example: `malloc(14)` splits the 20-byte block
- Alternative: **selective splitting**
 - Split only when the saving is big enough
 - Example: `malloc(14)` allocates the entire 20-byte block
 - **Pro**: Reduces external fragmentation
 - **Con**: Increases internal fragmentation



Deferred Coalescing

- Observation:
 - K&R does coalescing in `free()` whenever possible
- Alternative: **deferred coalescing**
 - Wait, and coalesce many blocks at a later time
 - **Pro:** Handles "`malloc(x); free(); malloc(x)`" sequences well
 - **Con:** Complicates algorithms



Segregated Data

- Observation:
 - Splitting and coalescing consume lots of overhead
- Problem:
 - How to eliminate that overhead?
- Solution: **Segregated data**
 - Make use of the virtual memory concept...
 - Store each bin's blocks in a distinct (segregated) virtual memory page
 - Elaboration...

Segregated Data (cont.)

- Segregated data
 - Each bin contains blocks of fixed sizes
 - E.g. 32, 64, 128, ...
 - All blocks within a bin are from same **virtual memory page**
 - Malloc never splits! Examples:
 - Malloc for 32 bytes => provide 32
 - Malloc for 5 bytes => provide 32
 - Malloc for 100 bytes => provide 128
 - Free never coalesces!
 - Free block => examine address, infer virtual memory page, infer bin, insert into that bin
 - **Pro:** Completely eliminates splitting and coalescing overhead
 - **Pro:** Eliminates most meta-data; only forward links are required (no backward links, sizes, status bits, footers)
 - **Con:** Some usage patterns cause excessive external fragmentation

Segregated Meta-Data

- Observations:
 - Meta-data (block sizes, status flags, links, etc.) are scattered across the heap, interspersed with user data
 - Heap mgr often must traverse meta-data
- Problem 1:
 - User error easily can corrupt meta-data
- Problem 2:
 - Frequent traversal of meta-data can cause excessive page faults
- Solution: **Segregated meta-data**
 - Make use of the virtual memory concept...
 - Store meta-data in a distinct (segregated) virtual memory page from user data

Memory Mapping

- Observations:
 - Heap mgr might want to release heap memory to OS (e.g. for use as stack)
 - Heap mgr can call `brk (currentBreak-x)` to release freed memory to OS, but...
 - Difficult to know when memory at high end of heap is free, and...
 - Often freed memory is not at high end of heap!
- Problem:
 - How can heap mgr effectively release freed memory to OS?
- Solution: **Memory mapping**
 - **Make use of virtual memory concept...**
 - Allocate memory via `mmap ()` system call
 - Free memory via `munmap ()` system call

mmap () and munmap ()

- Typical call of `mmap ()`
`p = mmap(NULL, size, PROT_READ|PROT_WRITE,
MAP_PRIVATE|MAP_ANON, 0, 0);`
 - Asks the OS to map a new private read/write area of virtual memory containing `size` bytes
 - Returns the virtual address of the new area on success, `NULL` on failure
- Typical call of `munmap ()`
`status = munmap(p, size);`
 - Unmaps the area of virtual memory at virtual address `p` consisting of `size` bytes
 - Returns 1 on success, 0 on failure
- See Bryant & O'Hallaron book and man pages for details

Using `mmap ()` and `munmap ()`

Typical strategy:

- Allocate **small** block =>
 - Call `brk ()` if necessary
 - Manipulate data structures described earlier in this lecture
- Free **small** block =>
 - Manipulate data structures described earlier in this lecture
 - Do not call `brk ()`
- Allocate **large** block =>
 - Call `mmap ()`
- Free **large** block =>
 - Call `munmap ()`

Summary

- Details of K&R heap manager
- Heap mgr optimizations related to *Assignment #5*
 - Faster `free()` via doubly-linked list, redundant sizes, and status bits
 - Faster `malloc()` via binning
- Other heap mgr optimizations
 - Best/good fit block selection
 - Selective splitting
 - Deferred coalescing
 - Segregated data
 - Segregated meta-data
 - Memory mapping