

# Signals

# Goals of this Lecture

- Help you learn about:
    - Sending signals
    - Handling signals
- ... and thereby ...
- How the OS exposes the occurrence of some exceptions to application processes
  - How application processes can control their behavior in response to those exceptions

# Outline

## 1. Unix Process Control

2. Signals

3. Sending Signals

4. Handling Signals

5. Race Conditions and Critical Sections

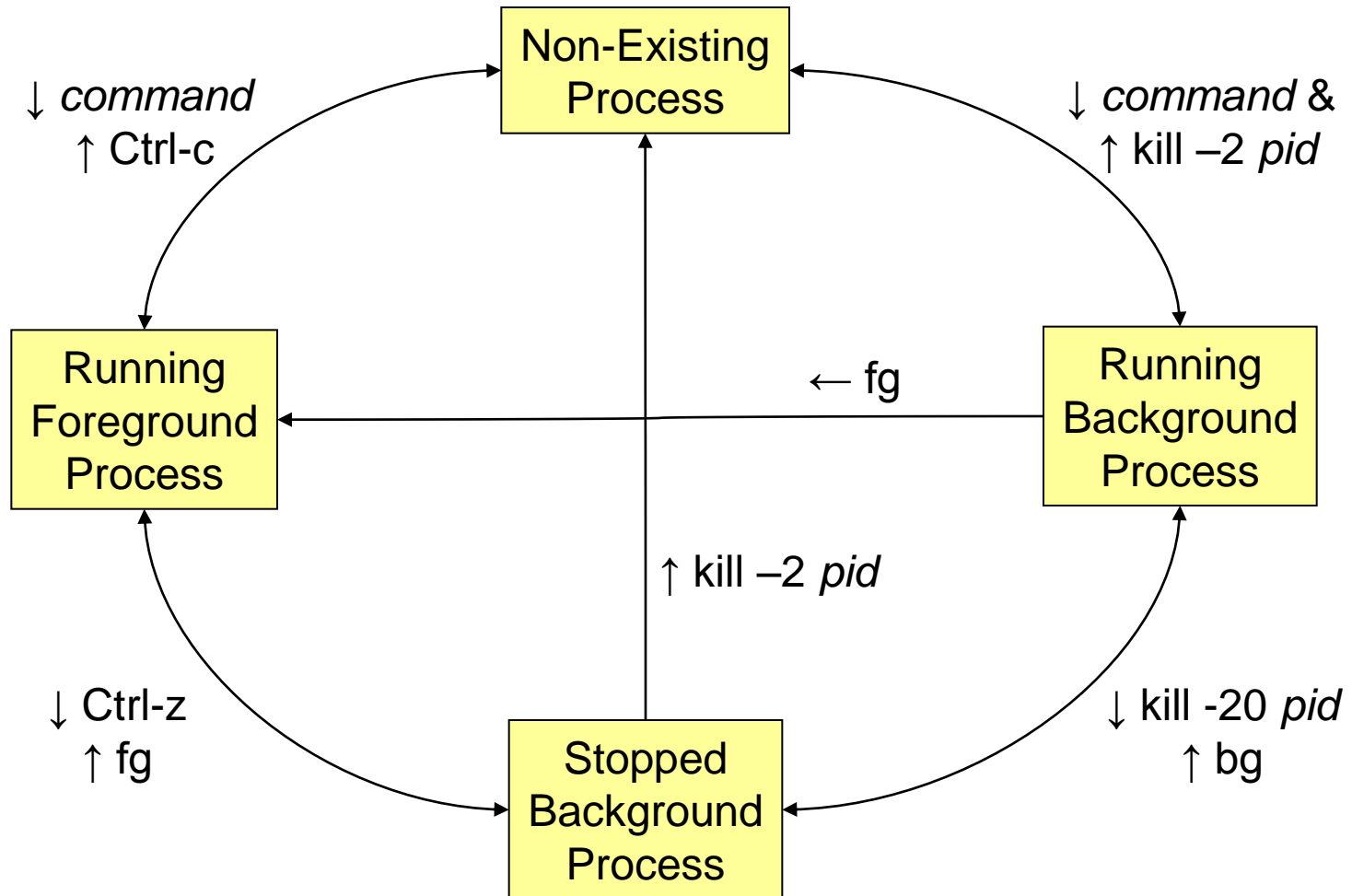
6. Blocking Signals

7. Alarms

8. (If time) Interval Timers

9. Conclusion

# Unix Process Control



# Unix Process Control

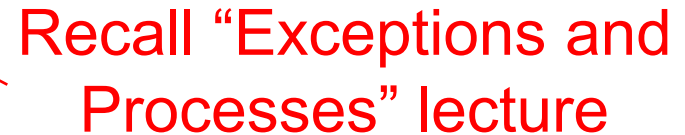
[Demo of Unix process control using  
inloop.c]

# Process Control Implementation

Exactly what happens when you:

- Type Ctrl-c?
  - Keystroke generates **interrupt**
  - OS handles interrupt
  - OS sends a 2/SIGINT **signal**
- Type Ctrl-z?
  - Keystroke generates **interrupt**
  - OS handles interrupt
  - OS sends a 20/SIGSTOP **signal**

Recall “Exceptions and Processes” lecture



## Process Control Implementation (cont.)

Exactly what happens when you:

- Issue a "kill -sig pid" command?
  - kill command executes **trap**
  - OS handles trap
  - OS sends a sig **signal** to the process whose id is pid
- Issue a "fg" or "bg" command?
  - fg or bg command executes **trap**
  - OS handles trap
  - OS sends a 18/SIGCONT **signal** (and does some other things too!)

Recall "Exceptions and Processes" lecture

# Outline

1. Unix Process Control
- 2. Signals**
3. Sending Signals
4. Handling Signals
5. Race Conditions and Critical Sections
6. Blocking Signals
7. Alarms
8. (If time) Interval Timers
9. Conclusion

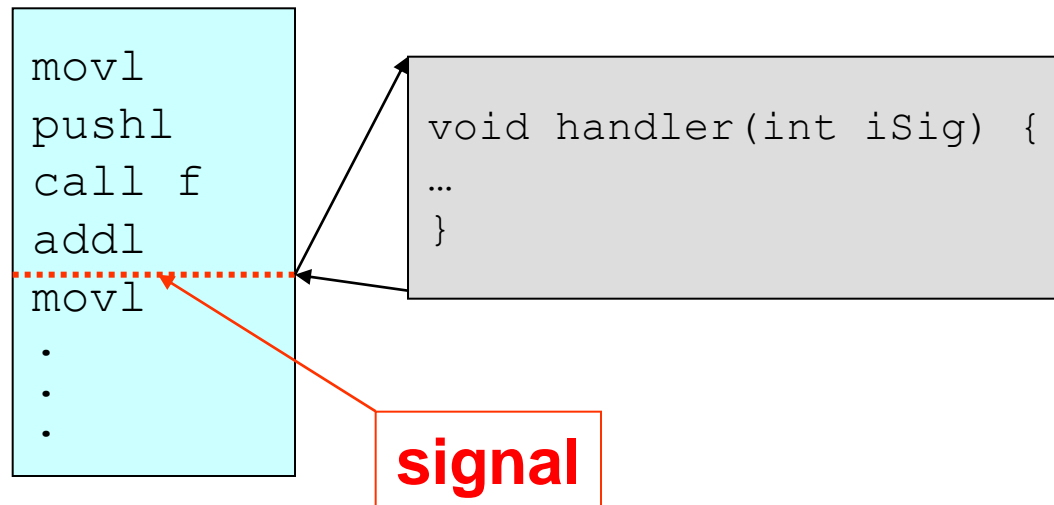


# Definition of Signal

**Signal:** A notification of an event

- Exception occurs (interrupt, trap, fault, or abort)
- Context switches to OS
- OS sends signal to application process
  - Sets a bit in a vector indicating that a signal of type X occurred
- When application process regains CPU, default action for that signal executes
  - Can install a **signal handler** to change action
- (Optionally) Application process resumes where it left off

## Process



# Examples of Signals

User types Ctrl-c

- Interrupt occurs
- Context switches to OS
- OS sends 2/SIGINT signal to application process
- Default action for 2/SIGINT signal is "terminate"

Process makes illegal memory reference

- Fault occurs
- Context switches to OS
- OS sends 11/SIGSEGV signal to application process
- Default action for 11/SIGSEGV signal is "terminate"



# Outline

1. Unix Process Control
2. Signals
- 3. Sending Signals**
4. Handling Signals
5. Race Conditions and Critical Sections
6. Blocking Signals
7. Alarms
8. (If time) Interval Timers
9. Conclusion

# Sending Signals via Keystrokes

Three signals can be sent from keyboard:

- **Ctrl-c** → 2/SIGINT signal
  - Default action is "terminate"
- **Ctrl-z** → 20/SIGTSTP signal
  - Default action is "stop until next 18/SIGCONT"
- **Ctrl-\** → 3/SIGQUIT signal
  - Default action is "terminate"

# Sending Signals via Commands

## kill Command

```
kill -signal pid
```

- Send a signal of type *signal* to the process with id *pid*
- No signal type name or number specified => sends 15/SIGTERM signal
- Default action for 15/SIGTERM is "terminate"
- Editorial: Better command name would be `sendsig`

## Examples

```
kill -2 1234
```

```
kill -SIGINT 1234
```

- Same as pressing Ctrl-c if process 1234 is running in foreground

# Sending Signals via Function Calls

## `raise()`

```
int raise(int iSig);
```

- Commands OS to send a signal of type `iSig` to current process
- Returns 0 to indicate success, non-0 to indicate failure

## Example

```
int iRet = raise(SIGINT); /* Process commits suicide. */  
assert(iRet != 0);      /* Shouldn't get here. */
```

# Sending Signals via Function Calls

`kill()`

```
int kill(pid_t iPid, int iSig);
```

- Sends a `iSig` signal to the process whose id is `iPid`
- Equivalent to `raise(iSig)` when `iPid` is the id of current process
- Editorial: Better function name would be `sendsig()`

## Example

```
pid_t iPid = getpid();          /* Process gets its id.*/  
int iRet = kill(iPid, SIGINT); /* Process sends itself a  
assert(iRet != 0);             SIGINT signal (commits  
                               suicide) */
```

# Outline

1. Unix Process Control
2. Signals
3. Sending Signals
- 4. Handling Signals**
5. Race Conditions and Critical Sections
6. Blocking Signals
7. Alarms
8. (If time) Interval Timers
9. Conclusion



# Handling Signals

Each signal type has a default action

- For most signal types, default action is “terminate”

A program can **install** a **signal handler** to change action of (almost) any signal type

# Uncatchable Signals

Special cases: A program *cannot* install a signal handler for signals of type:

- 9/SIGKILL

- Default action is "terminate"

- 19/SIGSTOP

- Default action is "stop until next 18/SIGCONT"

# Installing a Signal Handler

```
signal(  
    sighandler_t signal(int iSig,  
                        sighandler_t  
                        pfHandler) ;
```

- Installs function `pfHandler` as the handler for signals of type `iSig`
- `pfHandler` is a function pointer:

```
typedef void (*sighandler_t)(int);
```
- Returns the old handler on success, `SIG_ERR` on error
- After call, `(*pfHandler)` is invoked whenever process receives a signal of type `iSig`

# Installing a Handler Example 1

Program testsignal.c:

```
#define _GNU_SOURCE /* Use modern handling style */
#include <stdio.h>
#include <assert.h>
#include <signal.h>

static void myHandler(int iSig) {
    printf("In myHandler with argument %d\n", iSig);
}
...
```

# Installing a Handler Example 1 (cont.)

Program testsignal.c (cont.):

```
...
int main(void) {
    void (*pfRet) (int);
    pfRet = signal(SIGINT, myHandler);
    assert(pfRet != SIG_ERR);

    printf("Entering an infinite loop\n");
    for (;;)
        ;
    return 0;
}
```

# Installing a Handler Example 1 (cont.)

[Demo of testsignal.c]

# Installing a Handler Example 2

Program testsignalall.c:

```
#define _GNU_SOURCE
#include <stdio.h>
#include <assert.h>
#include <signal.h>

static void myHandler(int iSig) {
    printf("In myHandler with argument %d\n", iSig);
}
...
```

# Installing a Handler Example 2 (cont.)

## Program testsignalall.c (cont.):

```
...
int main(void) {
    void (*pfRet) (int);
    pfRet = signal(SIGHUP, myHandler); /* 1 */
    pfRet = signal(SIGINT, myHandler); /* 2 */
    pfRet = signal(SIGQUIT, myHandler); /* 3 */
    pfRet = signal(SIGILL, myHandler); /* 4 */
    pfRet = signal(SIGTRAP, myHandler); /* 5 */
    pfRet = signal(SIGABRT, myHandler); /* 6 */
    pfRet = signal(SIGBUS, myHandler); /* 7 */
    pfRet = signal(SIGFPE, myHandler); /* 8 */
    pfRet = signal(SIGKILL, myHandler); /* 9 */
    ...
}
```

This call fails



## Installing a Handler Example 2 (cont.)

Program testsignalall.c (cont.):

```
...
/* Etc., for every signal. */

printf("Entering an infinite loop\n");
for (;;)
    ;
return 0;
}
```

# Installing a Handler Example 2 (cont.)

[Demo of `testsignalall.c`]

# Installing a Handler Example 3

Program generates lots of temporary data

- Stores the data in a temporary file
- Must delete the file before exiting

```
...  
int main(void) {  
    FILE *psFile;  
    psFile = fopen("temp.txt", "w");  
  
    ...  
    fclose(psFile);  
    remove("temp.txt");  
    return 0;  
}
```

# Example 3 Problem

What if user types Ctrl-c?

- OS sends a 2/SIGINT signal to the process
- Default action for 2/SIGINT is "terminate"

Problem: The temporary file is not deleted

- Process terminates before `remove("temp.txt")` is executed

Challenge: Ctrl-c could happen at any time

- Which line of code will be interrupted???

Solution: Install a signal handler

- Define a "clean up" function to delete the file
- Install the function as a signal handler for 2/SIGINT

# Example 3 Solution

```
...
static FILE *psFile; /* Must be global. */
static void cleanup(int iSig) {
    fclose(psFile);
    remove("temp.txt");
    exit(0);
}
int main(void) {
    void (*pfRet)(int);
    psFile = fopen("temp.txt", "w");
    pfRet = signal(SIGINT, cleanup);
    ...
    cleanup(0); /* or raise(SIGINT); */
    return 0; /* Never get here. */
}
```

# SIG\_IGN

Predefined value: **SIG\_IGN**

Can use as argument to `signal()` to **ignore** signals

```
int main(void) {  
    void (*pfRet)(int);  
    pfRet = signal(SIGINT, SIG_IGN);  
    assert(pfRet != SIG_ERR);  
    ...  
}
```

Subsequently, process will ignore 2/SIGINT signals

# SIG\_DFL

Predefined value: **SIG\_DFL**

Can use as argument to `signal()` to **restore default action**

```
int main(void) {
    void (*pfRet)(int);
    ...
    pfRet = signal(SIGINT, somehandler);
    assert(pfRet != SIG_ERR);
    ...
    pfRet = signal(SIGINT, SIG_DFL);
    assert(pfRet != SIG_ERR);
    ...
}
```

Subsequently, process will handle 2/SIGINT signals using default action for 2/SIGINT signals ("terminate")

# Outline

1. Unix Process Control
2. Signals
3. Sending Signals
4. Handling Signals
- 5. Race Conditions and Critical Sections**
6. Blocking Signals
7. Alarms
8. (If time) Interval Timers
9. Conclusion



# Race Conditions and Critical Sections

## Race Condition

A flaw in a program whereby the correctness of the program is critically dependent on the sequence or timing of events beyond the program's control

## Critical Section

A part of a program that must execute atomically (i.e. entirely without interruption, or not at all)

# Race Condition Example

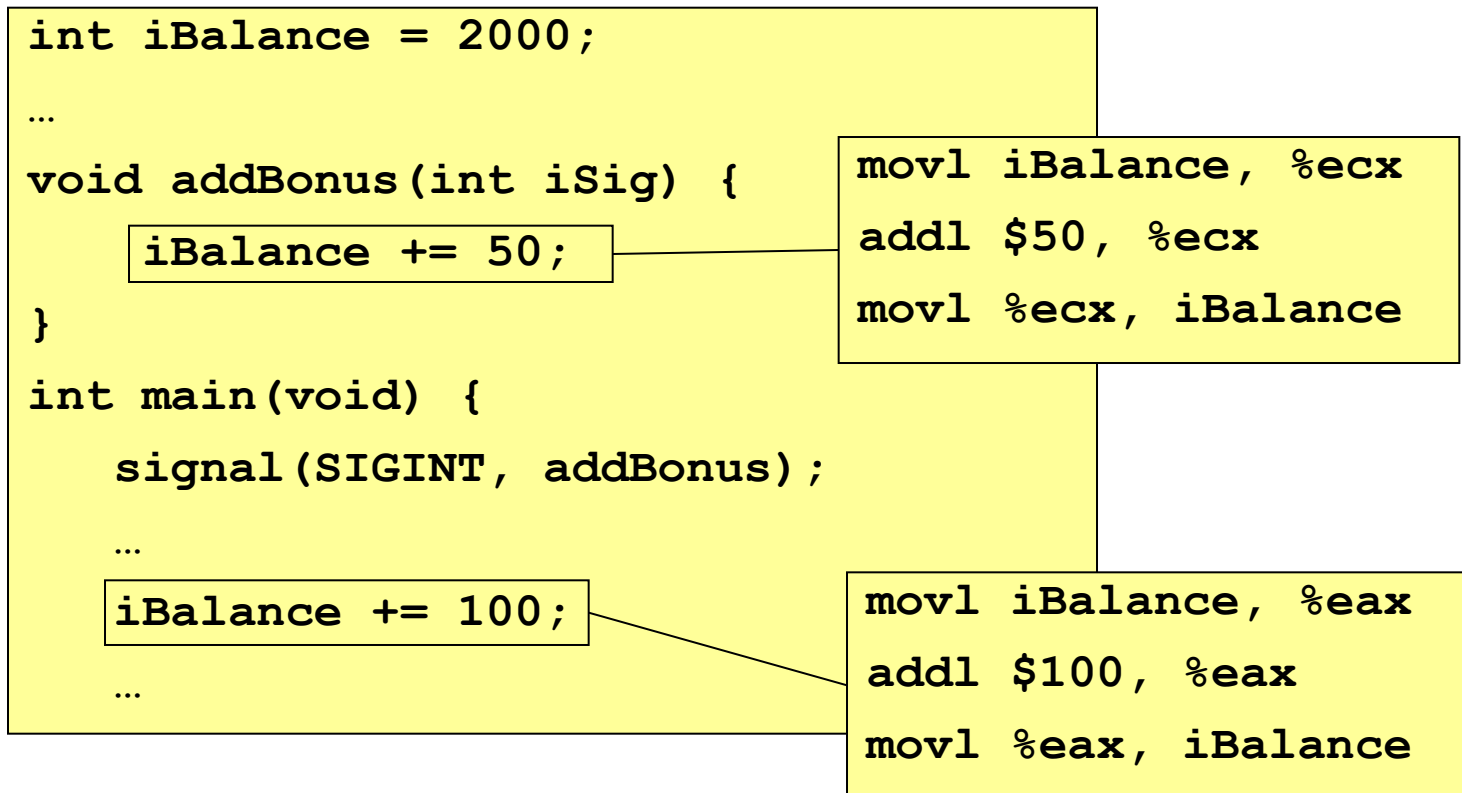
Race condition example:

```
int iBalance = 2000;
...
static void addBonus(int iSig) {
    iBalance += 50;
}
int main(void) {
    signal(SIGINT, addBonus);
    ...
    iBalance += 100;
    ...
}
```

To save slide space, we ignore error handling here and subsequently

# Race Condition Example (cont.)

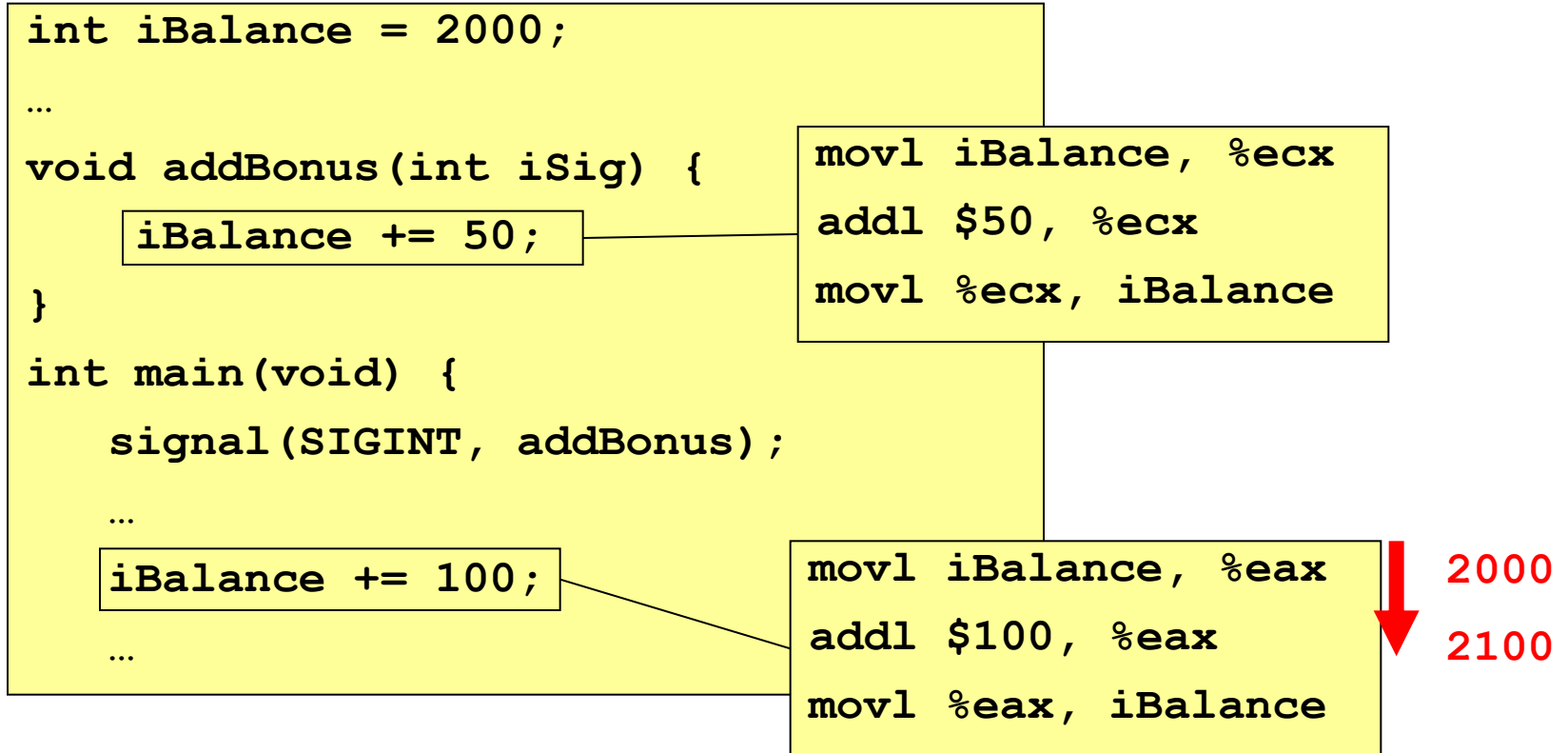
Race condition example in assembly language



Let's say the compiler generates that assembly language code

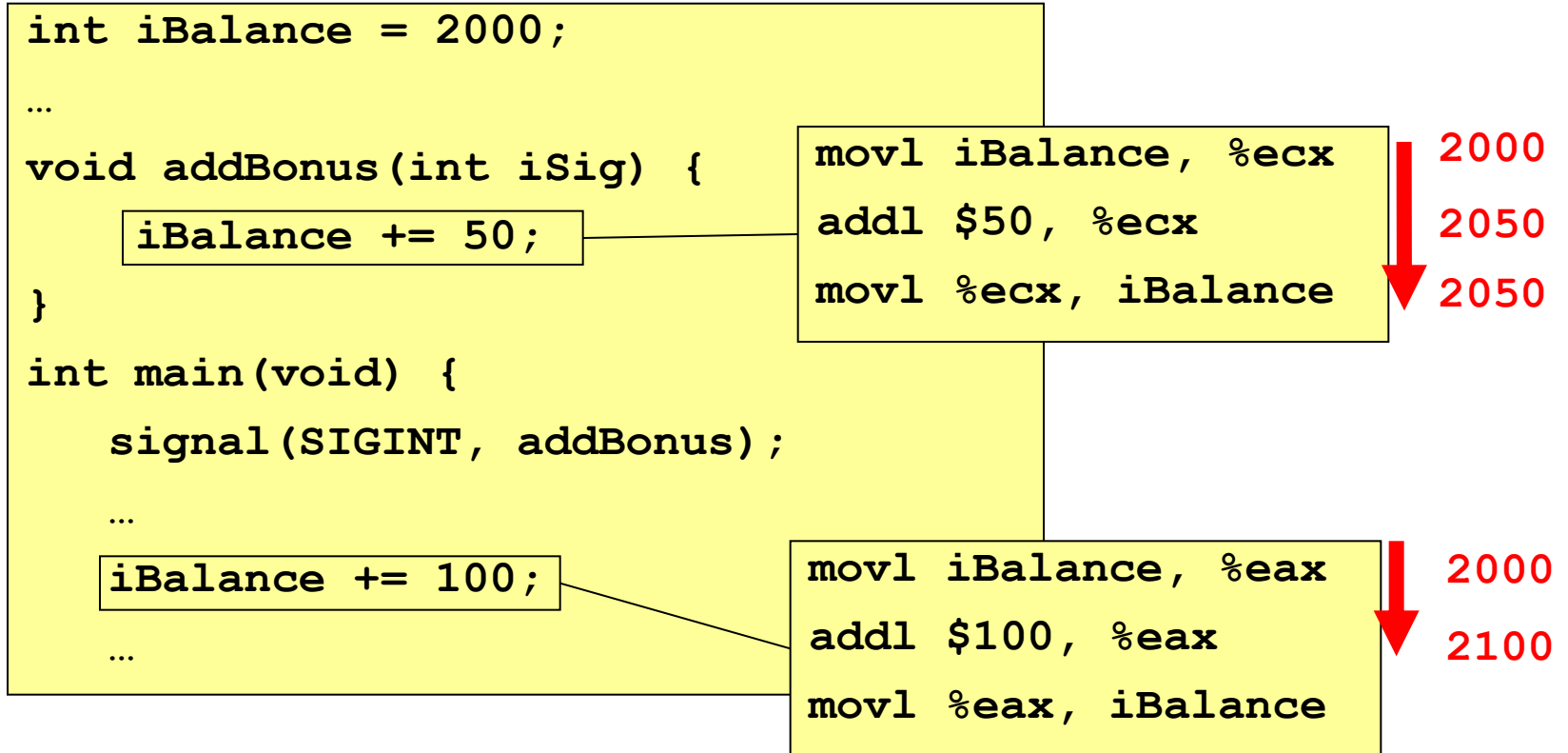
# Race Condition Example (cont.)

(1) main() begins to execute



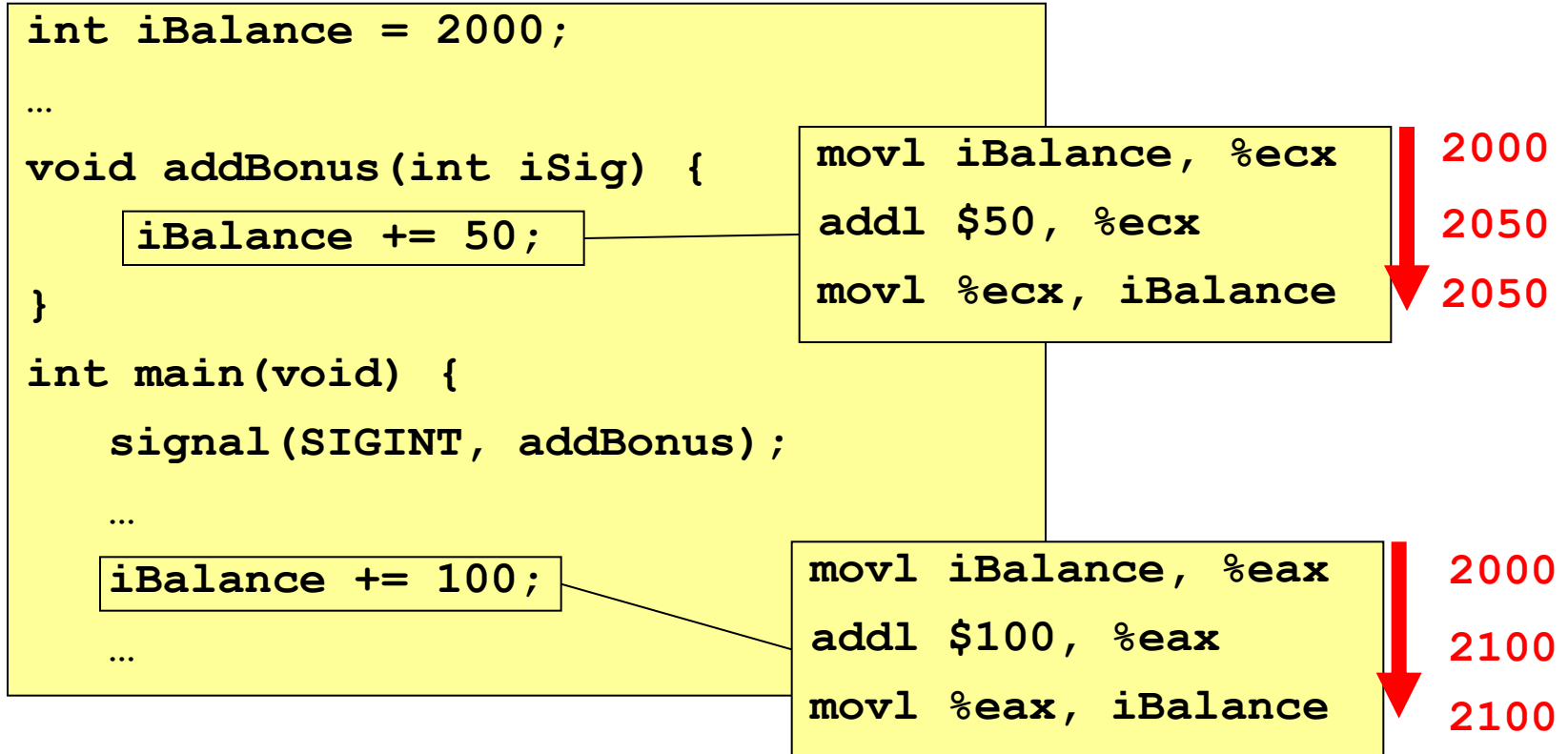
# Race Condition Example (cont.)

(2) SIGINT signal arrives; control transfers to addBonus()



# Race Condition Example (cont.)

(3) addBonus() terminates; control returns to main()



Lost \$50 !!!

# Critical Sections

Solution: Must make sure that **critical sections** of code are not interrupted

```
int iBalance = 2000;
...
void addBonus(int iSig) {
    iBalance += 50;
}
int main(void) {
    signal(SIGINT, addBonus);
    ...
    iBalance += 100;
    ...
}
```

Critical  
section

Critical  
section

# Outline

1. Unix Process Control
2. Signals
3. Sending Signals
4. Handling Signals
5. Race Conditions and Critical Sections
- 6. Blocking Signals**
7. Alarms
8. (If time) Interval Timers
9. Conclusion



# Blocking Signals

## Blocking signals

- To **block** a signal is to **queue** it for delivery at a later time
- Differs from **ignoring** a signal

Each process has a **signal mask** in the kernel

- OS uses the mask to decide which signals to deliver
- User program can modify mask with `sigprocmask()`

# Function for Blocking Signals

`sigprocmask()`

```
int sigprocmask(int iHow,  
                const sigset_t *psSet,  
                sigset_t *psOldSet);
```

- `psSet`: Pointer to a signal set
- `psOldSet`: (Irrelevant for our purposes)
- `iHow`: How to modify the signal mask
  - `SIG_BLOCK`: Add `psSet` to the current mask
  - `SIG_UNBLOCK`: Remove `psSet` from the current mask
  - `SIG_SETMASK`: Install `psSet` as the signal mask
- Returns 0 iff successful

Functions for constructing signal sets

- `sigemptyset()`, `sigaddset()`, ...

# Blocking Signals Example

```
int main(void) {  
    sigset_t sSet;  
    signal(SIGINT, addBonus);  
    ...  
    sigemptyset(&sSet);  
    sigaddset(&sSet, SIGINT);  
    sigprocmask(SIG_BLOCK, &sSet, NULL);  
    iBalance += 100;  
    sigprocmask(SIG_UNBLOCK, &sSet, NULL);  
    ...  
}
```

Block SIGINT signals

Critical section

Unblock SIGINT signals

# Blocking Signals in Handlers

How to block signals when handler is executing?

- While executing a handler for a signal of type *x*, all signals of type *x* are blocked automatically
- When/if signal handler returns, block is removed

```
void addBonus(int iSig) {  
    iBalance += 50;  
}
```

SIGINT signals  
automatically  
blocked in  
SIGINT handler

# Outline

1. Unix Process Control
2. Signals
3. Sending Signals
4. Handling Signals
5. Race Conditions and Critical Sections
6. Blocking Signals
- 7. Alarms**
8. (If time) Interval Timers
9. Conclusion

# Alarms

`alarm()`

```
unsigned int alarm(unsigned int uiSec);
```

- Sends 14/SIGALRM signal after `uiSec` seconds
- Cancels pending alarm if `uiSec` is 0
- Uses **real time**, alias **wall-clock time**
  - Time spent executing other processes counts
  - Time spent waiting for user input counts
- Return value is irrelevant for our purposes

Used to implement time-outs



# Alarm Example 1

## Program testalarm.c:

```
#define _GNU_SOURCE
#include <stdio.h>
#include <assert.h>
#include <signal.h>
#include <unistd.h>

static void myHandler(int iSig) {
    printf("In myHandler with argument %d\n", iSig);

    /* Set another alarm. */
    alarm(2);
}

...
```

# Alarm Example 1 (cont.)

## Program testalarm.c (cont.):

Safe, but shouldn't be necessary;  
compensates for a Linux bug

```
...
int main(void)
{
    sigset_t sSet;

    /* Make sure SIGALRM signals are not blocked. */
    sigemptyset(&sSet);
    sigaddset(&sSet, SIGALRM);
    sigprocmask(SIG_UNBLOCK, &sSet, NULL);

    signal(SIGALRM, myHandler);
    ...
}
```



# Alarm Example 1 (cont.)

Program testalarm.c (cont.):

```
...  
  
/* Set an alarm. */  
alarm(2);  
  
printf("Entering an infinite loop\n");  
for (;;)   
    ;  
  
return 0;  
}
```

# Alarm Example 1 (cont.)

[Demo of testalarm.c]

# Alarm Example 2

Program testalarmtimeout.c:

```
#define _GNU_SOURCE
#include <stdio.h>
#include <stdlib.h>
#include <assert.h>
#include <signal.h>
#include <unistd.h>

static void myHandler(int iSig)
{
    printf("\nSorry.  You took too long.\n");
    exit(EXIT_FAILURE);
}
```

# Alarm Example 2 (cont.)

Program testalarmtimeout.c (cont.):

Safe, but shouldn't be necessary

```
int main(void) {  
    int i;  
    sigset_t sSet;
```

```
    /* Make sure SIGALRM signals are not blocked. */  
    sigemptyset(&sSet);  
    sigaddset(&sSet, SIGALRM);  
    sigprocmask(SIG_UNBLOCK, &sSet, NULL);
```

```
...
```

# Alarm Example 2 (cont.)

Program testalarmtimeout.c (cont.):

```
...
    signal(SIGALRM, myHandler);

    printf("Enter a number:  ");
    alarm(5);
    scanf("%d", &i);
    alarm(0);

    printf("You entered the number %d.\n", i);
    return 0;
}
```

# Alarm Example 2 (cont.)

[Demo of testalarmtimeout.c]

# Outline

1. Unix Process Control
2. Signals
3. Sending Signals
4. Handling Signals
5. Race Conditions and Critical Sections
6. Blocking Signals
7. Alarms
- 8. (If time) Interval Timers**
9. Conclusion

# Interval Timers

`setitimer()`

```
int setitimer(int iWhich,  
              const struct itimerval *psValue,  
              struct itimerval *psOldValue);
```

- Sends 27/SIGPROF signal continually
- `psValue` specifies timing
- `psOldValue` is irrelevant for our purposes
- Uses **virtual time**, alias **CPU time**
  - Time spent executing other processes does not count
  - Time spent waiting for user input does not count
- Returns 0 iff successful

Used by execution profilers



# Interval Timer Example

## Program testitimer.c:

```
#define _GNU_SOURCE
#include <stdio.h>
#include <stdlib.h>
#include <assert.h>
#include <signal.h>
#include <sys/time.h>

static void myHandler(int iSig) {
    printf("In myHandler with argument %d\n", iSig);
}

...
```

# Interval Timer Example (cont.)

Program testitimer.c (cont.):

```
...  
int main(void)  
{  
    struct itimerval sTimer;  
  
    signal(SIGPROF, myHandler);  
  
    ...  
}
```

# Interval Timer Example (cont.)

## Program testitimer.c (cont.):

```
/* Send first signal in 1 second, 0 microseconds. */
sTimer.it_value.tv_sec = 1;
sTimer.it_value.tv_usec = 0;

/* Send subsequent signals in 1 second,
   0 microseconds intervals. */
sTimer.it_interval.tv_sec = 1;
sTimer.it_interval.tv_usec = 0;

setitimer(ITIMER_PROF, &sTimer, NULL);

printf("Entering an infinite loop\n");
for (;;)
    ;
return 0;
}
```

# Interval Timer Example (cont.)

[Demo of testitimer.c]

# Outline

1. Unix Process Control
2. Signals
3. Sending Signals
4. Handling Signals
5. Race Conditions and Critical Sections
6. Blocking Signals
7. Alarms
8. (If time) Interval Timers
- 9. Conclusion**

# Predefined Signals

List of the predefined signals:

```
$ kill -l
 1) SIGHUP          2) SIGINT          3) SIGQUIT        4) SIGILL
 5) SIGTRAP        6) SIGABRT        7) SIGBUS         8) SIGFPE
 9) SIGKILL       10) SIGUSR1       11) SIGSEGV       12) SIGUSR2
13) SIGPIPE       14) SIGALRM       15) SIGTERM       17) SIGCHLD
18) SIGCONT       19) SIGSTOP       20) SIGTSTP       21) SIGTTIN
22) SIGTTOU       23) SIGURG        24) SIGXCPU       25) SIGXFSZ
26) SIGVTALRM     27) SIGPROF       28) SIGWINCH      29) SIGIO
30) SIGPWR        31) SIGSYS        34) SIGRTMIN      35) SIGRTMIN+1
36) SIGRTMIN+2    37) SIGRTMIN+3    38) SIGRTMIN+4    39) SIGRTMIN+5
40) SIGRTMIN+6    41) SIGRTMIN+7    42) SIGRTMIN+8    43) SIGRTMIN+9
44) SIGRTMIN+10   45) SIGRTMIN+11   46) SIGRTMIN+12   47) SIGRTMIN+13
48) SIGRTMIN+14   49) SIGRTMIN+15   50) SIGRTMAX-14   51) SIGRTMAX-13
52) SIGRTMAX-12   53) SIGRTMAX-11   54) SIGRTMAX-10   55) SIGRTMAX-9
56) SIGRTMAX-8    57) SIGRTMAX-7    58) SIGRTMAX-6    59) SIGRTMAX-5
60) SIGRTMAX-4    61) SIGRTMAX-3    62) SIGRTMAX-2    63) SIGRTMAX-1
64) SIGRTMAX
```

See Bryant & O'Hallaron book for default actions, triggering exceptions  
Application program can define signals with unused values

# Summary

## Signals

- A **signal** is an asynchronous event
- Sending signals
  - `raise()` or `kill()` **sends** a signal
- Catching signals
  - `signal()` **installs a signal handler**
  - Most signals are **catchable**
- Beware of **race conditions**
  - `sigprocmask()` **blocks** signals in any **critical section** of code
  - Signals of type `x` automatically are blocked while handler for type `x` signals is running

# Summary (cont.)

## Alarms

- Call `alarm()` to deliver 14/SIGALRM signals in **real/wall-clock time**
- Alarms can be used to implement **time-outs**

## Interval Timers

- Call `setitimer()` to deliver 27/SIGPROF signals in **virtual/CPU time**
- Interval timers are used by **execution profilers**



# Summary (cont.)

For more information:

Bryant & O'Hallaron, *Computer Systems:  
A Programmer's Perspective*, Chapter 8